

# UTAH

## 2020 GENERAL ELECTION ANALYSIS

PREPARED BY JEFFREY O'DONNELL – FEBRUARY 7<sup>TH</sup> 2022



# PRESENTER

## **Jeffrey Dean O'Donnell**

- 40 years Software/Systems engineer, specializing in analyzing huge data sets
- First to publish evidence of vote manipulation in Mesa County, Colorado
- Member, U.S. Election Integrity Project
- Worked/Contracted for:

Rockwell International

Westinghouse Electric Nuclear Division

U.S. Steel

Extrel Corporation

General Defense Corp

Mellon Bank

Penn State Applied Research Lab

Transportation Safety Administration (TSA)

# WHY ARE WE HERE TODAY?

THE 2020 ELECTION MUST BE FULLY AUDITED NATIONWIDE TO RESTORE PUBLIC CONFIDENCE

“The right of voting for representatives is the primary right by which other rights are protected. To take away this right is to reduce a man to slavery, for slavery consists in being subject to the will of another, and he that has not a vote in the election of representatives is in this case.”

– **Thomas Paine**

“When once a Republic is corrupted, there is no possibility of remedying any of the growing evils but by removing the corruption and restoring its lost principles; every other correction is either useless or a new evil.”

- **Thomas Jefferson**

# WHY ARE WE HERE TODAY?

COMPELLING EVIDENCE OF REGISTRATION AND VOTE MANIPULATION HAS BEEN FOUND IN  
EVERY STATE EXAMINED

“Every organization of our government, the best government in the world, is crumbling to pieces. Those who have it in their hands are the ones who are destroying it.”

“Is the form of the Government ruined? Has its form become evil? No; but the administrators of the Government are evil. As we have said many times, it is the best form of human government man ever lived under; but it has as corrupt a set to administer it as God ever permitted to disgrace his footstool.”

# WHY ARE WE HERE TODAY?

CONCLUSIVE EVIDENCE OF VOTE MANIPULATION HAS BEEN FOUND IN EVERY STATE EXAMINED

“Every organization of our government, the best government in the world, is crumbling to pieces. Those who have it in their hands are the ones who are destroying it.”

“Is the form of the Government ruined? Has its form become evil? No; but the administrators of the Government are evil. As we have said many times, it is the best form of human government man ever lived under; but it has as corrupt a set to administer it as God ever permitted to disgrace his footstool.”

**- Brigham Young (First Governor of Utah)**

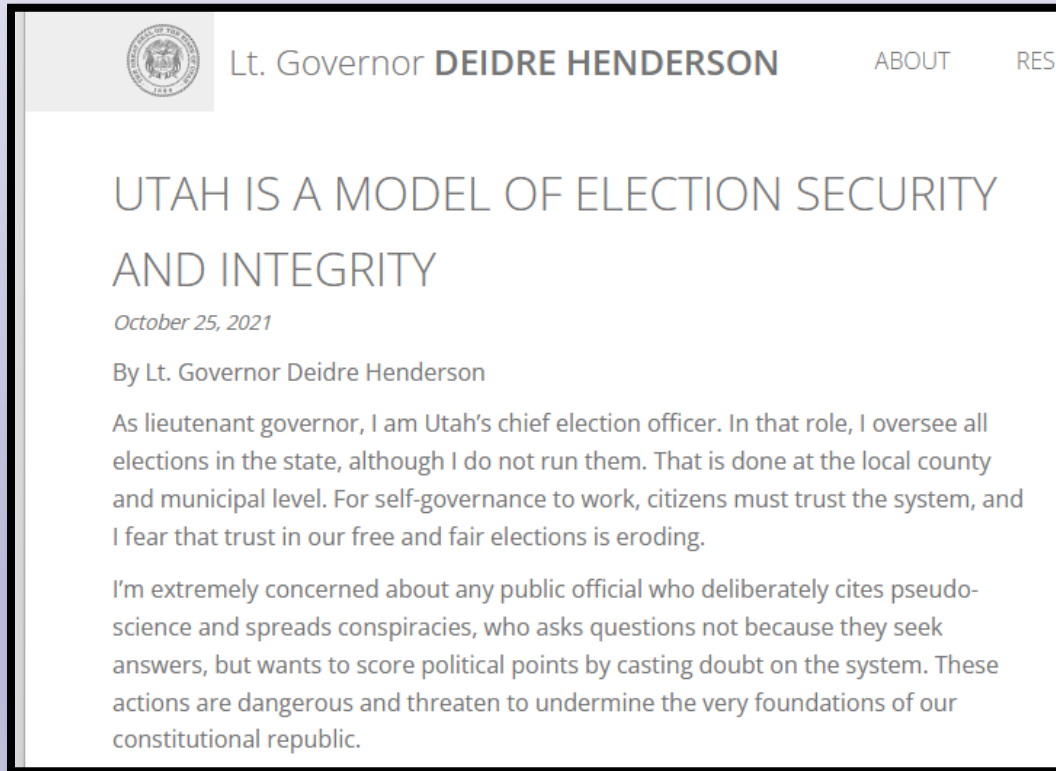
# THE ANATOMY OF ELECTION FRAUD (2020 STYLE)

Analysis of Voter Rolls and Histories, and election data has shown the same pattern in **all states**.

1. Inflate Voter Rolls to provide a bank of available “phantom voters”
2. Massively increase availability of Mail-in/Absentee Ballots – Print, Print, Print
3. Determine desired outcome percentage for the county
4. Drive election results to desired outcome in “real time” by adding appropriate mail-in ballots as needed (Early Voting = Perfect Polling)
5. Have backup plan ready just in case of a surprise (paper ballot dumps, etc.)
6. Clean up paper records (if necessary – only done if audit suspected)
7. Clean up voter rolls to hide the initial inflation
8. Deny, Deny, Deny

# WHY IS UTAH FIGHTING AGAINST ELECTION INTEGRITY?

Given the preponderance of evidence which has been found in other states, Utah's unwillingness to be transparent is troubling



Utah's politicians are using threats to try to prevent any investigation of the 2020 election.

Threats against Election Clerks.  
Threats against Citizens.

If Utah's elections are the "gold standard", permitting citizen investigation of the vote records and voter rolls will prove this.

Anything else will forever cast doubt upon the entire election process.

# WHY IS UTAH FIGHTING AGAINST ELECTION INTEGRITY?

Given the preponderance of evidence which has been found in other states, Utah's unwillingness to be transparent is troubling

Currently, I am working with Rep. Jon Hawkins and county clerks from across the state to propose legislation that would establish additional election safeguards including audits of voter registration rolls, post-election audits that provide an independent review of the process, and improvements to the controls governing ballot processing.

Let us not heed baseless claims that undermine the public's faith in our election processes. Doing so only jeopardizes our form of government and our very freedom.

While the admission that additional safeguards are needed is appreciated, this is not such a complicated issue that it cannot begin right here, and right now, to examine the 2020 General election.

No government should ever be afraid of answering questions about its functioning at any level. The First Amendment and the other writings of our founders underscore the basic truth that this process should be encouraged, and only strengthens a Republic.

# WHY IS UTAH FIGHTING AGAINST ELECTION INTEGRITY?

Given the preponderance of evidence which has been found in other states, Utah's unwillingness to be transparent is troubling

"The voting public deserves better," the governor told the Deseret News in a prepared statement. "Anytime we have a glitch on election night, Utah County seems to be the epicenter of dysfunction."

"Year after year, we see lots of complaints and long lines coming out of Utah County," Herbert continued. "It shows a lack of leadership, a lack of understanding, and a lack of competence on the part of the county. I hope they can finally figure this out, and I hope we don't have this problem two years from now."

After the 2018 election, then Utah Governor Herbert harshly criticized Utah County, referring to it as the "epicenter of dysfunction".

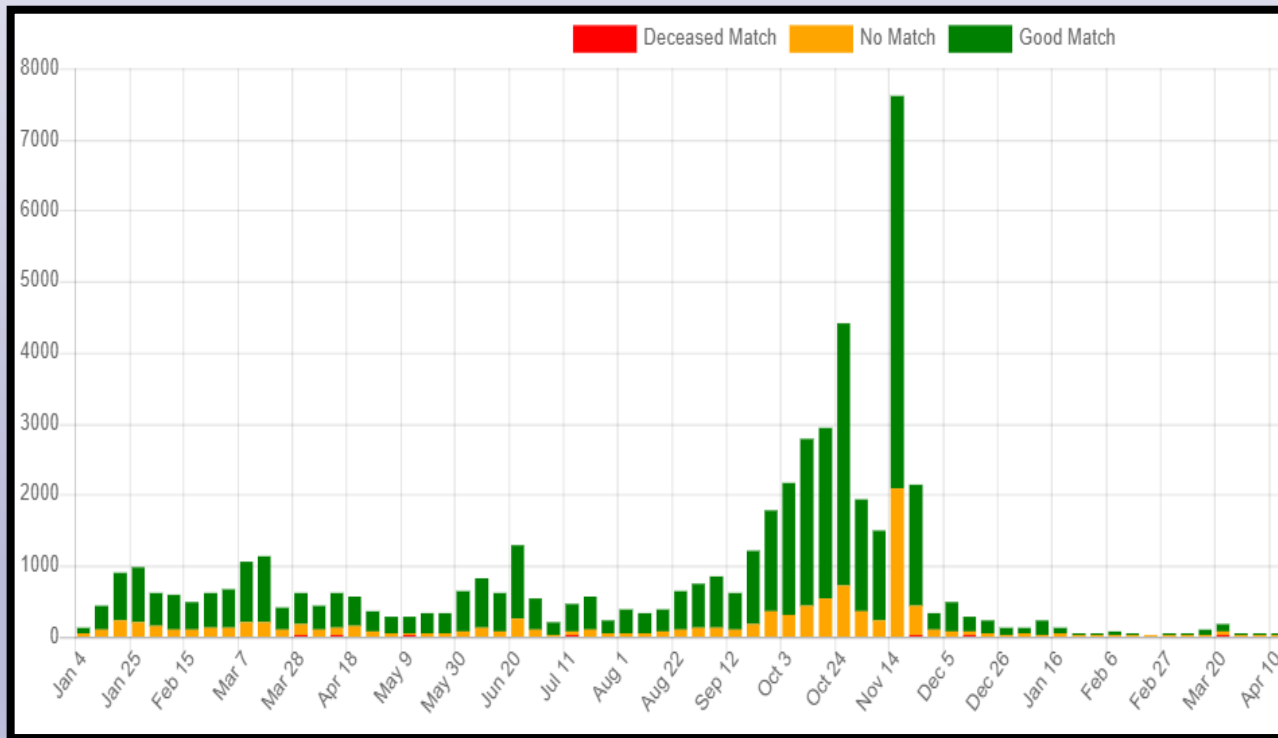
Were claims made at the time that Governor Herbert was jeopardizing our form of government? Especially as officials from Utah County immediately refuted these claims?

Claims of voting issues in Utah are not "baseless" until they are disproved by an audit of the state's election records.

Every claim of voter fraud is worthy of investigation

# UTAH VOTER REGISTRATION

While complete data is being withheld, the data that is available shows many problems with the data and the registration process.



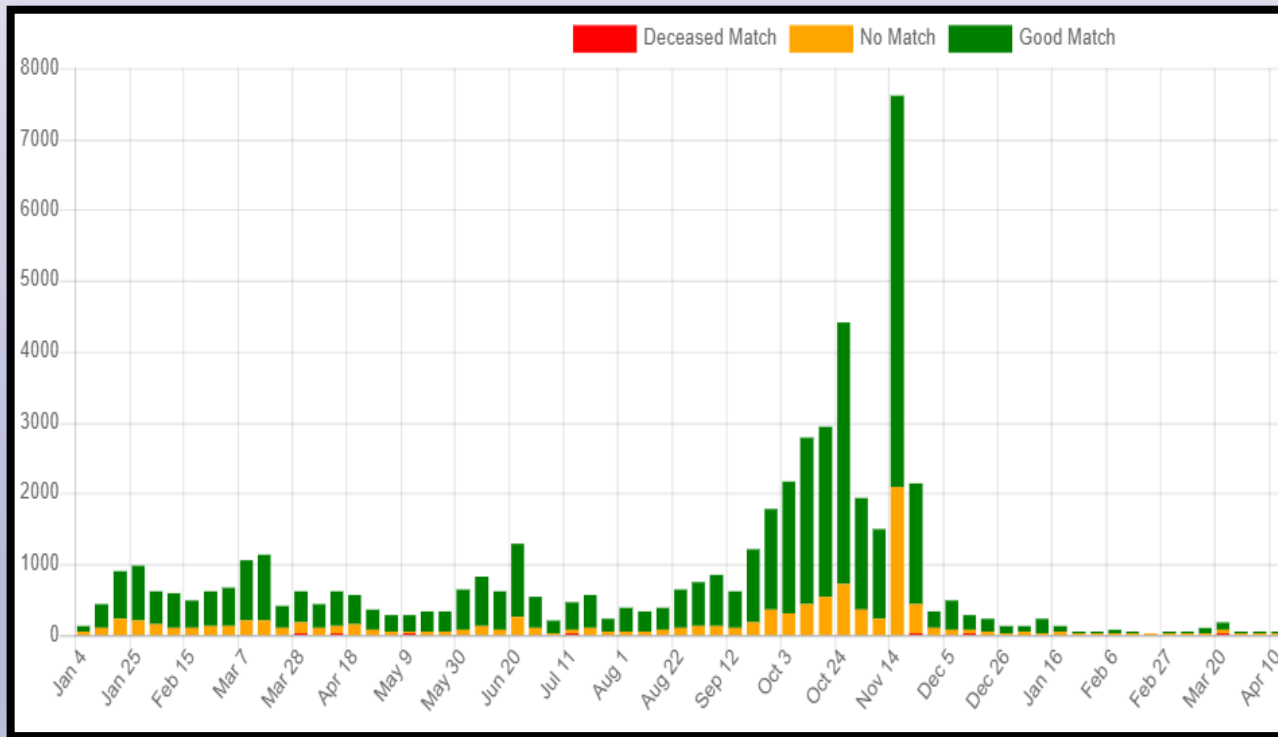
Utah participates in a government program called "HAVV", which was established with the "Help America Vote Act".

This system is designed to register citizens who do not have appropriate ID to register normally. It checks the name, birthdate, and last 4 digits of the applicant's social security number against SSA records.

Evidence strongly suggests that this system is being used in many states to register ineligible voters.

# UTAH VOTER REGISTRATION

While complete data is being withheld, the data that is available shows many problems with the data and the registration process.



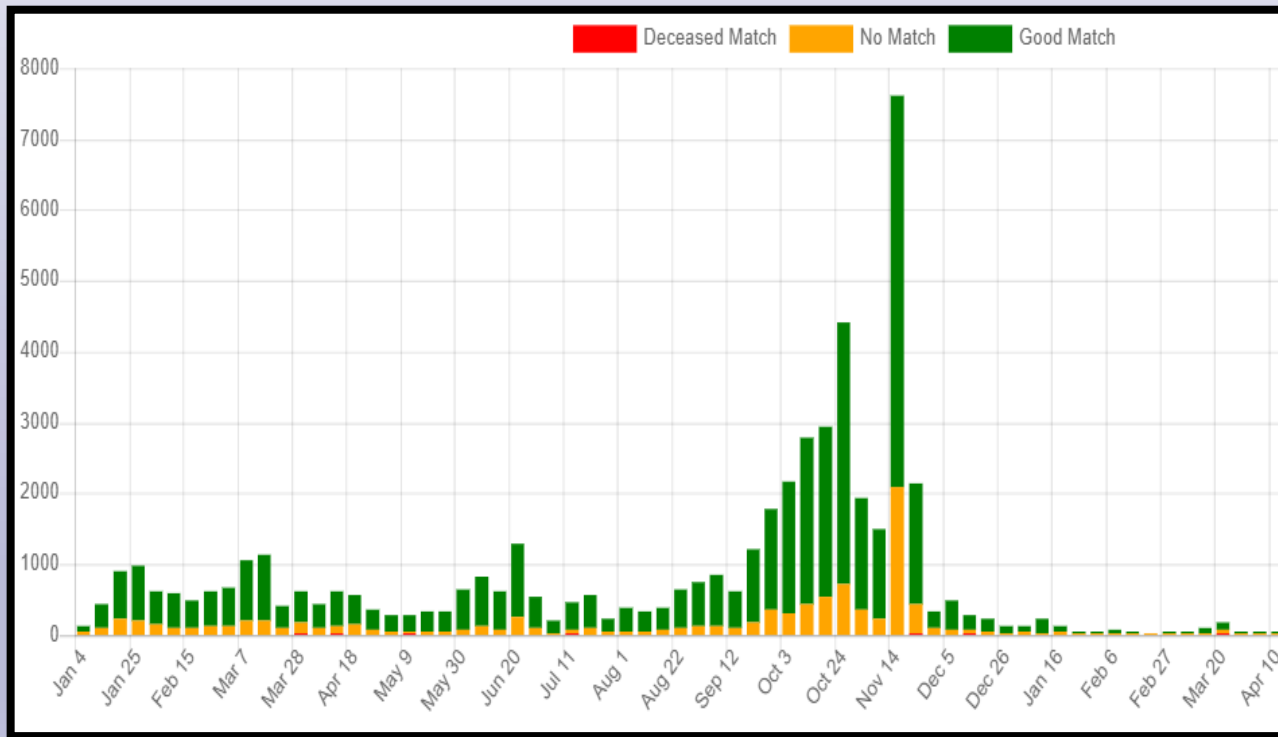
The Social Security Administration provides weekly statistics, per state, on the number of HAVV requests and their responses.

This chart shows that between September and November 2020, 20,126 checks of the HAVV system were performed in Utah (shown in green), and 3,356 of them did not match (shown in yellow). 28 were returned as matched but deceased.

In the week ending October 24<sup>th</sup> alone, 4,398 checks were performed, with 704 not matching.

# UTAH VOTER REGISTRATION

While complete data is being withheld, the data that is available shows many problems with the data and the registration process.



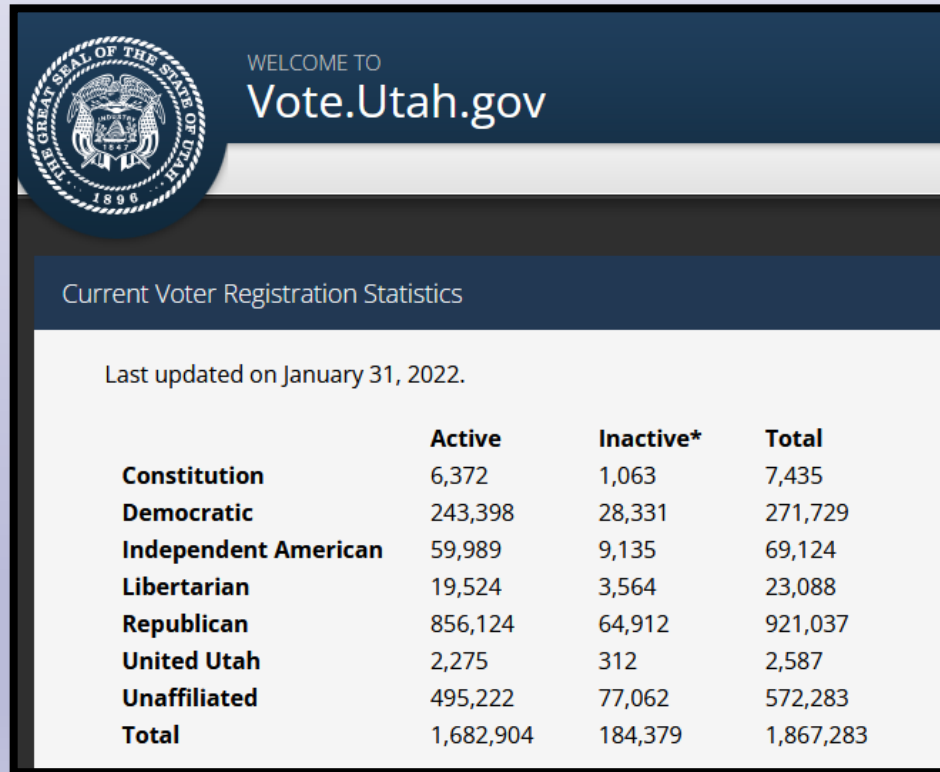
Did 20,126 Utah citizens really attempt to register to vote without any state issued ID in this time period?

Did 3,356 residents of Utah really attempt to register to vote with incorrect personal identification?

How are these checks being performed, and what is the published procedure for dealing with a non-match?

# UTAH VOTER ROLL ANALYSIS

The Voter Rolls which were obtained by a GRAMA request were incomplete, but still show serious issues.



The screenshot shows the 'Vote.Utah.gov' website. At the top left is the Great Seal of the State of Utah. To its right, it says 'WELCOME TO Vote.Utah.gov'. Below this is a section titled 'Current Voter Registration Statistics' with a note 'Last updated on January 31, 2022.' Below the note is a table with four columns: 'Constitution', 'Active', 'Inactive\*', and 'Total'. The table lists various political affiliations and their corresponding voter counts.

	Active	Inactive*	Total
Constitution	6,372	1,063	7,435
Democratic	243,398	28,331	271,729
Independent American	59,989	9,135	69,124
Libertarian	19,524	3,564	23,088
Republican	856,124	64,912	921,037
United Utah	2,275	312	2,587
Unaffiliated	495,222	77,062	572,283
Total	1,682,904	184,379	1,867,283

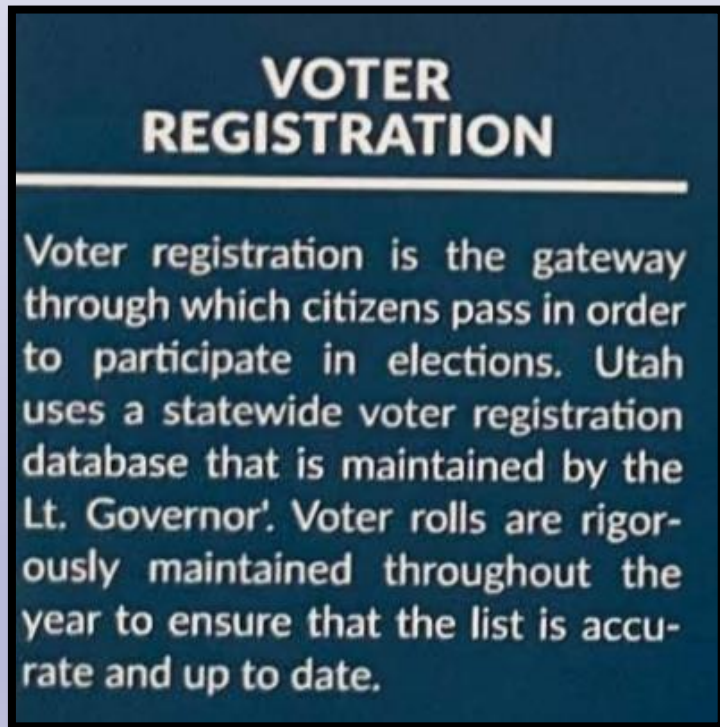
The state and counties of Utah have repeatedly responded to GRAMA requests with incomplete, misleading data.

Utah claims that over 30% of voter registration data is held back because of privacy issues. It seems quite unlikely that more than half-million Utah citizens are either politicians, undercover policemen, in witness protection, or made the request to make their records private.

Other states give voters the right to protect their data. In no other state are the numbers anywhere close to the ones suggested by the state of Utah.

# UTAH VOTER ROLL ANALYSIS

The Voter Rolls which were obtained by a GRAMA request were incomplete, but still show serious issues.



Even with this limited data, many individuals were able to be identified as likely having multiple active voter registrations.

Analysis of the data provided allows the votes of the withheld voters to be calculated. The result is frequently precincts with up to 300% turnout, and county overvotes of tens of thousands. The conclusion is that the data being sent, or the data being reported, or possibly both, are not correct.

Shown here is an assertion from the Utah Lt. Governor in a recent publication designed to calm the citizens' election fears. If there is a statewide registration database, why were the counties reported with different field formats?

# UTAH VOTER ROLL ANALYSIS

The DS200 Tabulator has numerous documented vulnerabilities and is only EAC certified if the internal wireless modem is not installed



DS200 tabulators in numerous counties across the country have been found to have a wireless modem installed.

A DS200 in this condition can allow an outside attacker full access to the county election data.

All DS200 units need to be physically inspected for the existence of this serious vulnerability.

# UTAH ELECTION ANALYSIS

Several Utah Counties showed troubling vote reports  
during the 2020 Election

All states report election returns to one of the reporting companies (for instance, Edison Research and ScytI) which are then relayed to the New York Times.

Analysis of these returns has provided evidence of vote manipulation in many states. Utah is one of them.

Four Utah counties, at some time during the election, are reported as *subtracting* vote totals. While a common response to this is to claim it was a correction of a human error in a previous report, the large number of incidences encountered nationwide makes this extremely unlikely. Additionally, it is often stated that these interim reports are “unofficial”, however they are recorded in the data on the New York Times site, and the “corrections” had to initiate somewhere. If incorrect returns are being reported by the media, it stands to reason that the state would want to know why. Races are often called based upon these reports.

**An analysis of the actual votes in these counties will provide an explanation.**

# UTAH ELECTION ANALYSIS

Several Utah Counties showed troubling vote reports during the 2020 Election

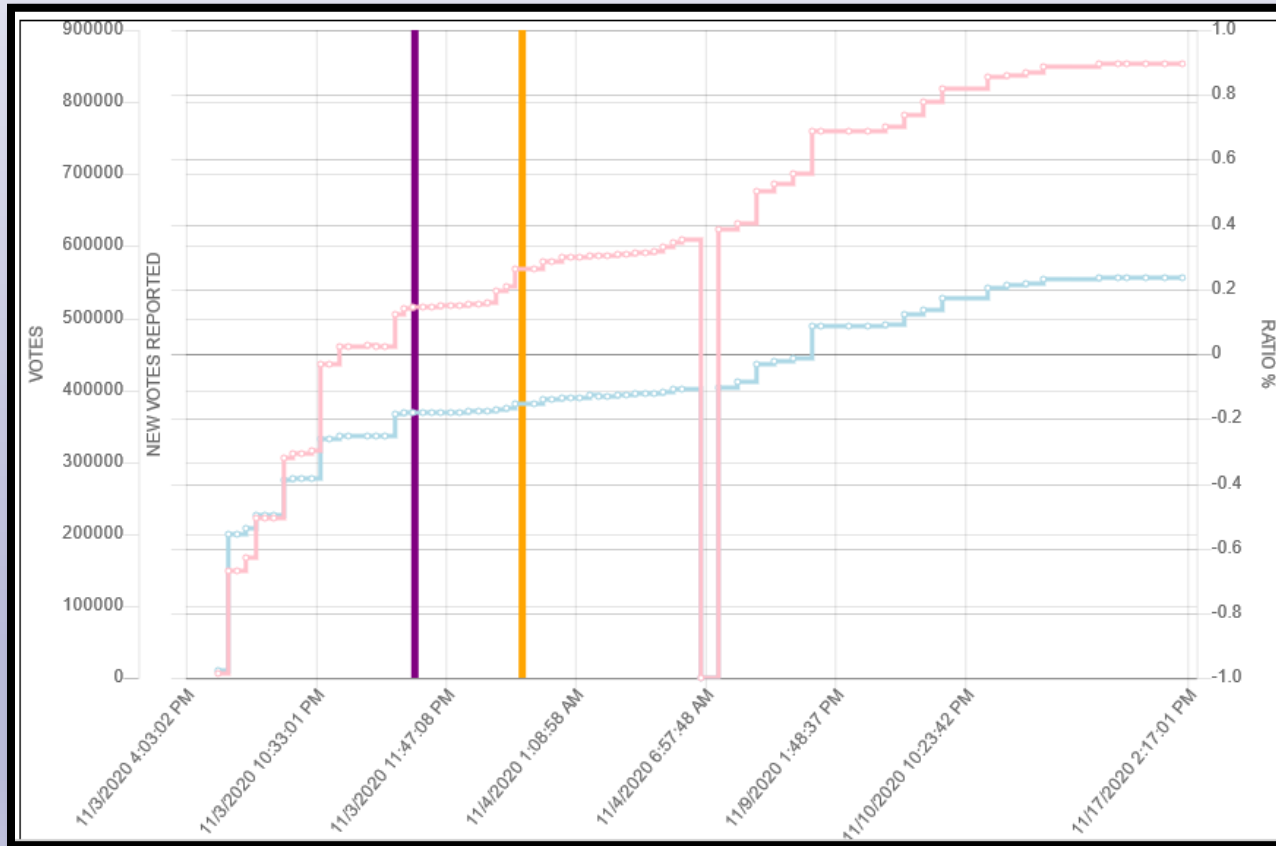
COUNTY	TIME	EVENT
Box Elder	11/04/2020 3:29 AM	Approx. 10,000 votes switched from "In person" to "absentee"
Salt Lake	11/04/2020 3:29 AM	Approx 250,000 votes switched from "in person" to "absentee"
Salt Lake	11/14/2020 10:41 AM	Aprox 175,000 votes switched from "in person" to "absentee"
Unitah	11/04/2020 3:29 AM	Approx. 10,000 votes switched from "In person" to "absentee"
Utah	11/11/2020 5:59 PM	2,999 votes removed from total with no change to any candidate

Switching in-person votes to absentee with different candidate selections is a suspected method of illicit vote manipulation.

As these are third-party reports, they must be compared against the specific county records to validate the true results.

# UTAH ELECTION ANALYSIS

Utah shows the same vote pattern as most other states



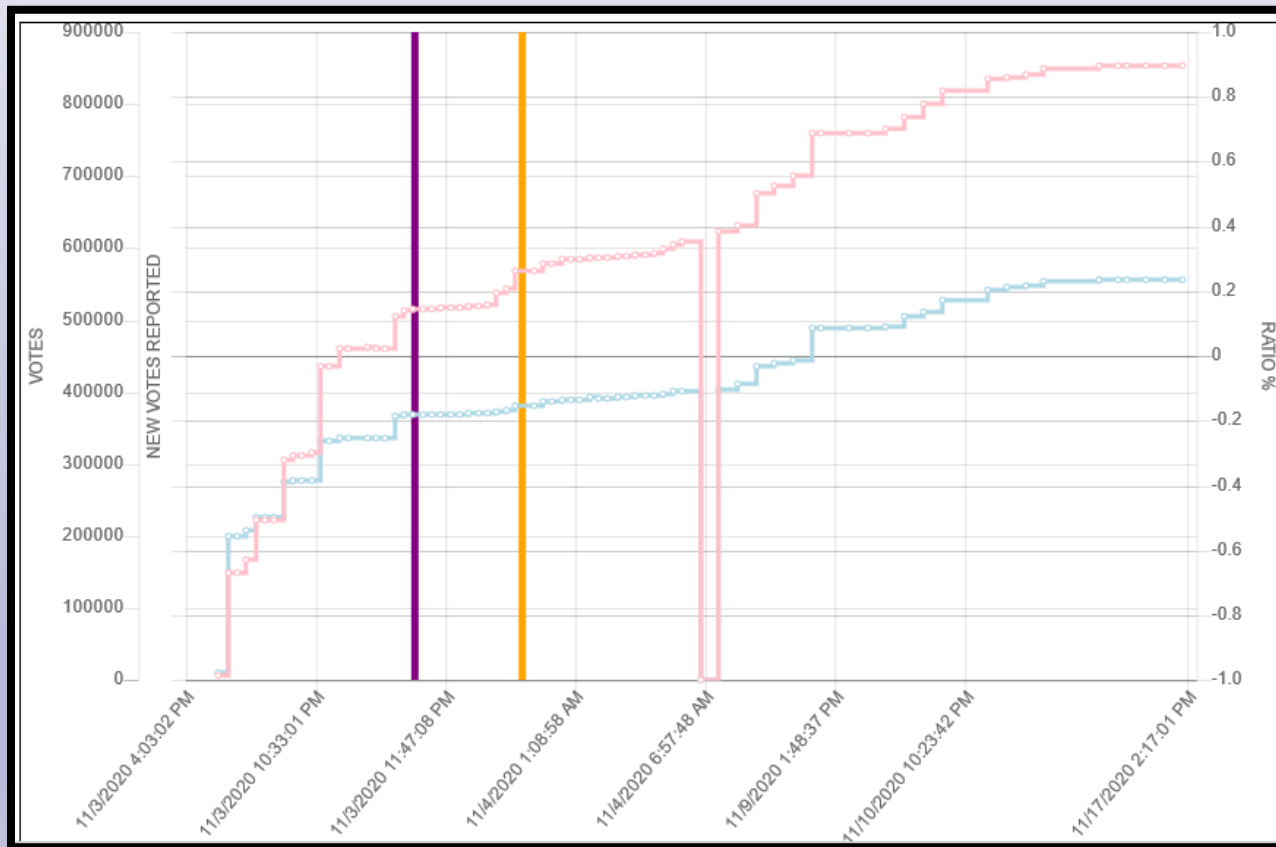
According to Edison Research and the New York Times, this graph shows how the votes for Donald Trump (light red) and Joe Biden (light blue) built over the course of the election.

The purple and orange vertical lines shows when the race was officially called in Utah and Florida (respectively).

This shows the actual vote counts reported as the counting continued, up until November 17<sup>th</sup>.

# UTAH ELECTION ANALYSIS

Utah shows the same vote pattern as most other states



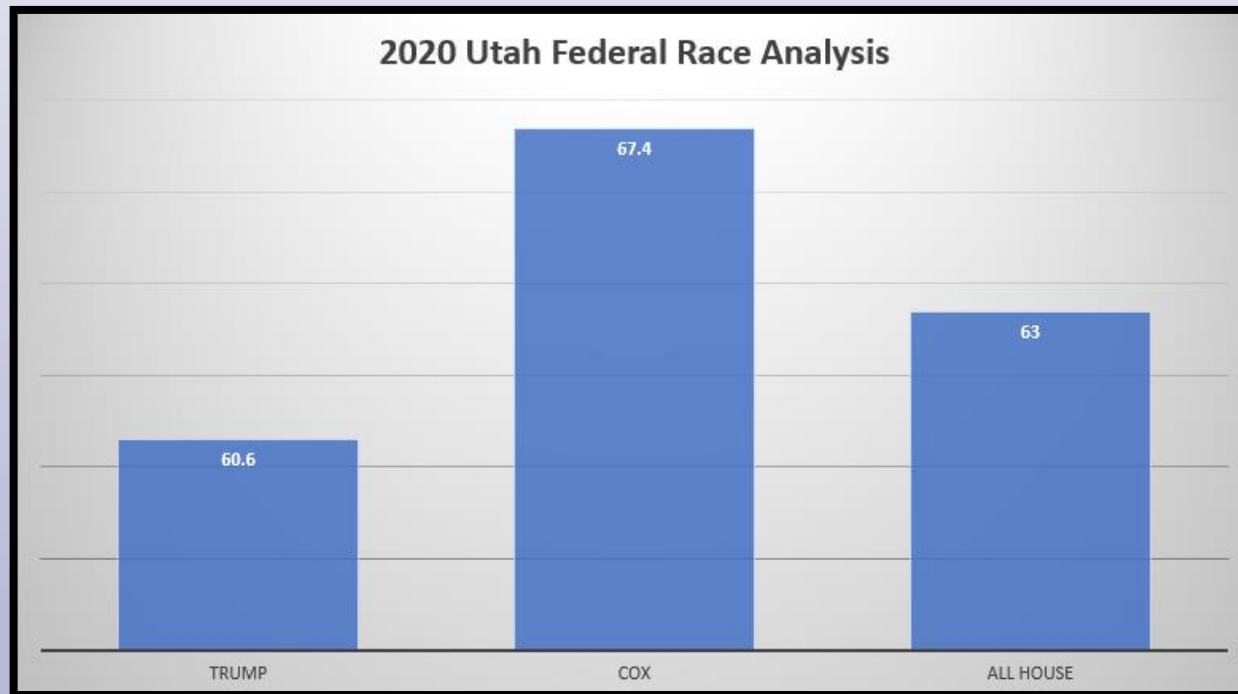
At various times during the night of the election, all states show what is called the "Edison Zero". A zero count record is recorded in the Edison/New York Times data, and actual results are not reported for various amounts of times – sometimes seconds, sometimes hours, sometimes days.

In many "battleground" states, there is a correlation between this "Edison Zero" and the point at which counting stopped for a time.

The Edison Zero seems to be a signal to counties and states that their intended outcome changed after Florida was called for President Trump.

# UTAH ELECTION ANALYSIS

The Official Election Results show unusual percentages when compared



This chart compares the difference in winning percentage between President Trump, Governor Cox, and the combined U.S. House races.

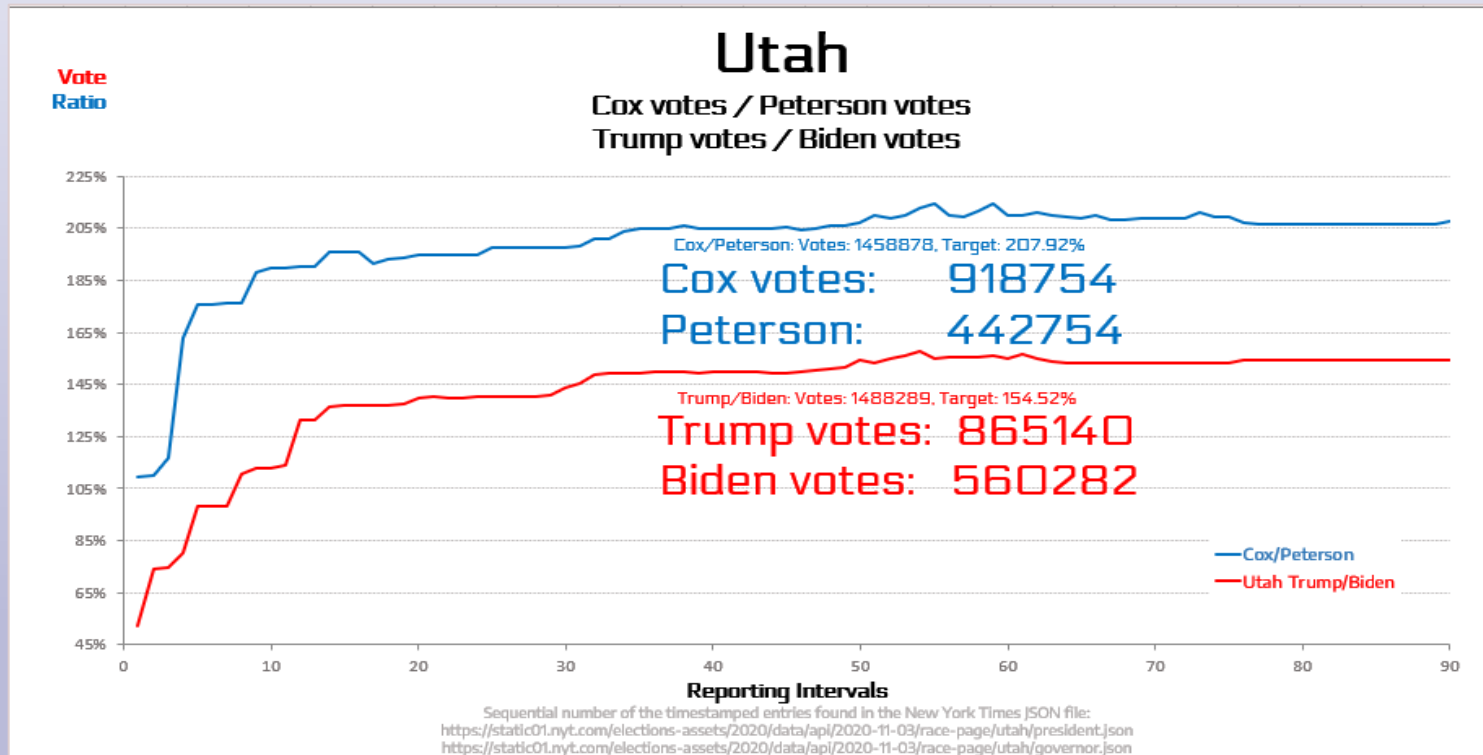
President Trump received over 55,000 *less* votes than Governor Cox in the 2020 election.

Even when factoring in the heavily contested district 4 House race, the republican house candidates received almost 20,000 more votes than the President.

This does not match national trends.

# UTAH ELECTION ANALYSIS

## Correlation Between Races



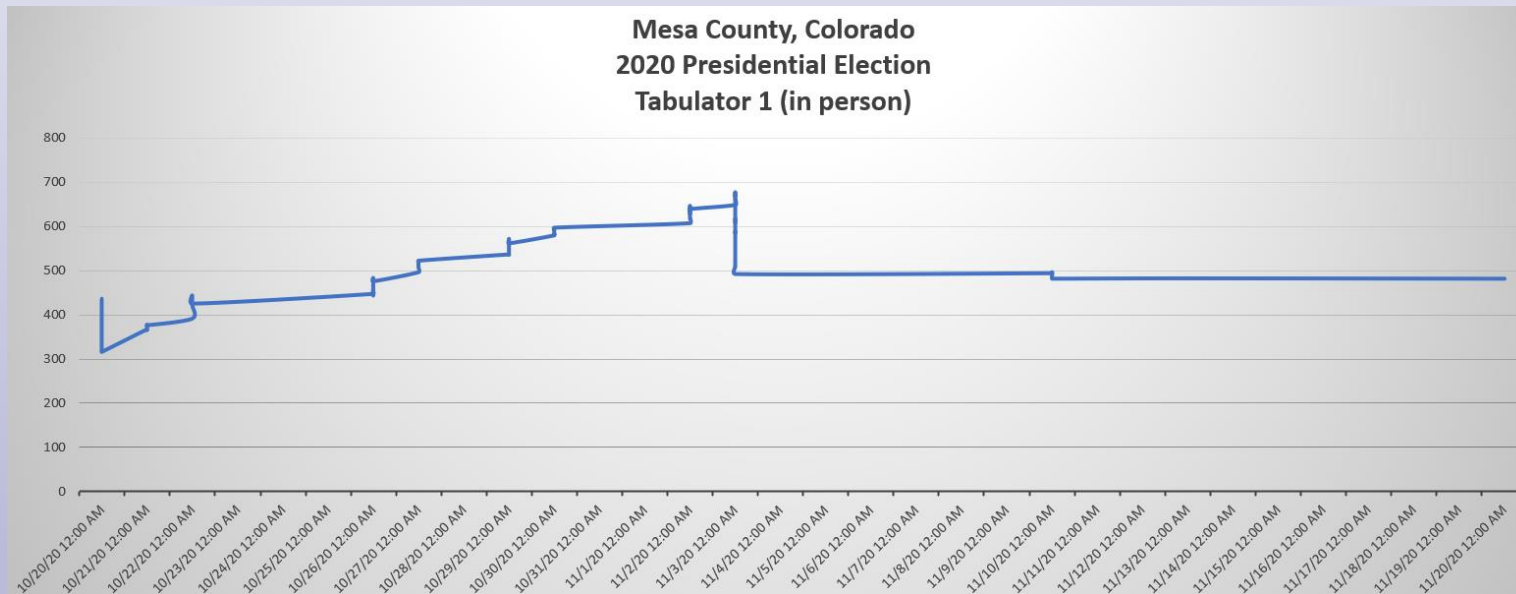
Utah voters cast about 64,000 more votes for the presidential candidates than they did for the gubernatorial candidates.

However, President Trump received almost 55,000 less votes than Governor Cox.

The apparent preloading of Democrat votes can also be seen.

# UTAH ELECTION ANALYSIS

## Mesa County, Colorado 2020 Presidential Election



Mesa County used only four tabulators for its 2020 election.

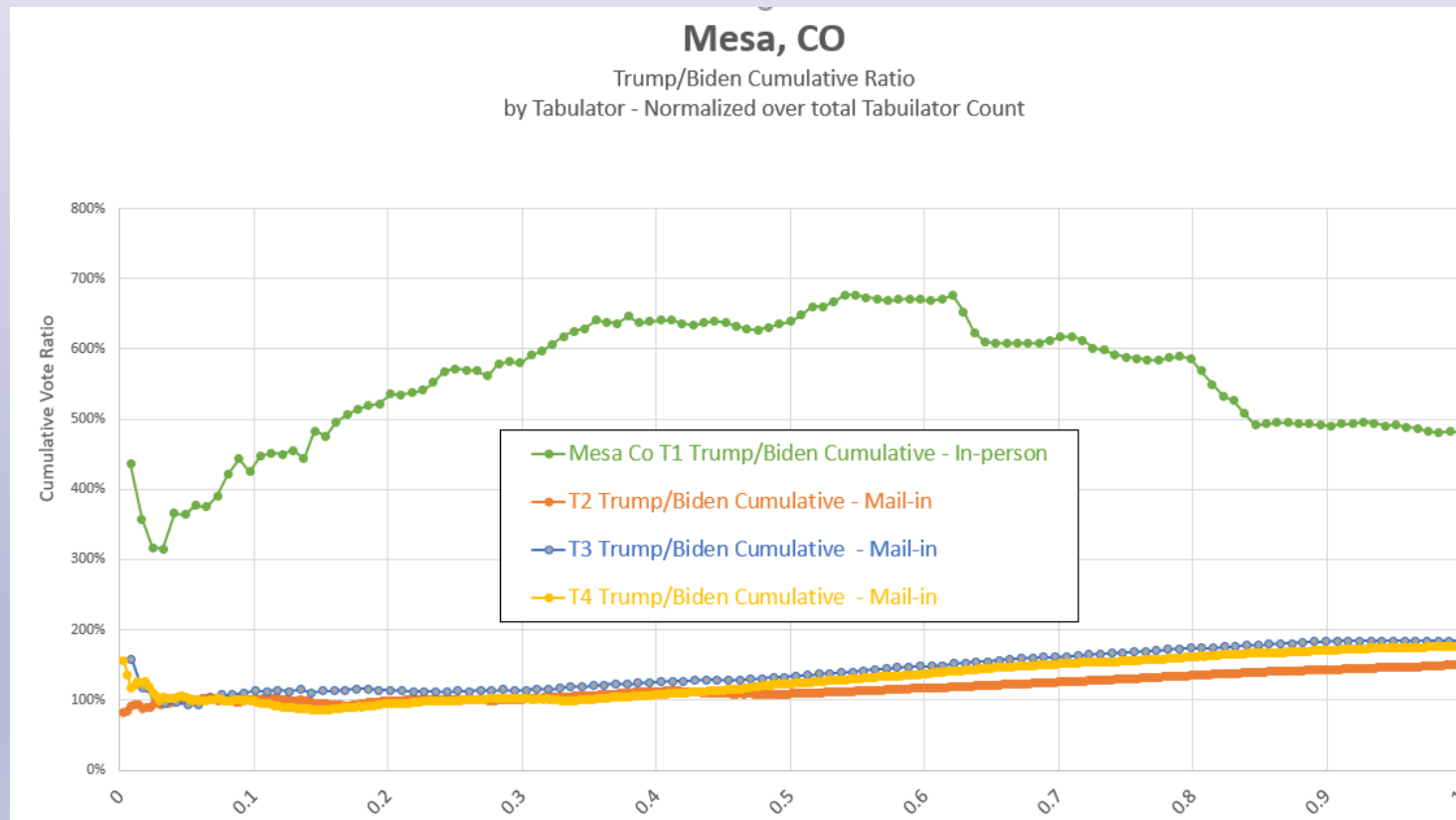
Tabulator 1 was the only “in person” tabulator, and it handled both early in-person and election day in-person ballots.

The votes on this tabulator started out about 3 to1 for Trump and ended up about 5 to 1.

Note what looks like a clear downward correction on Election Day.

# UTAH ELECTION ANALYSIS

## Mesa County, Colorado 2020 Presidential Election



Mesa County used only four tabulators for its 2020 election.

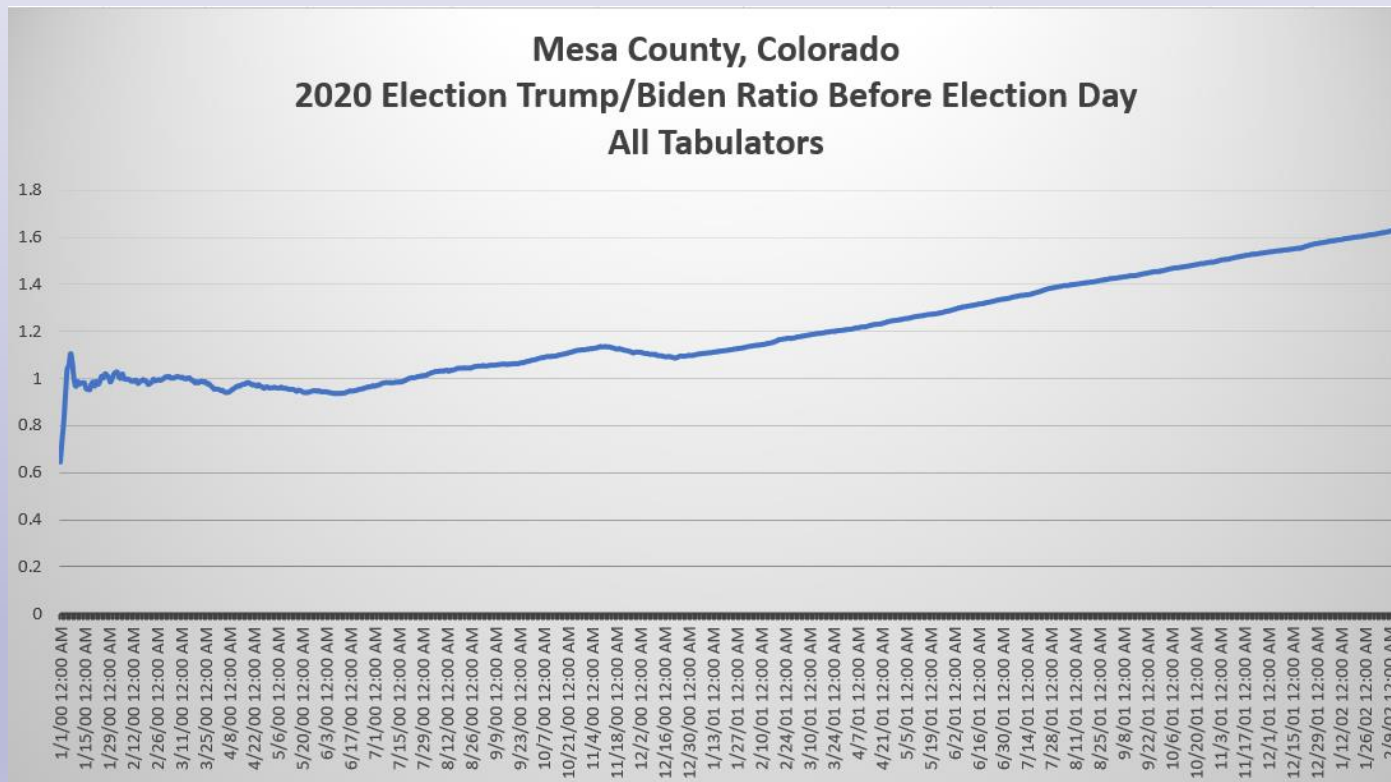
Tabulator 1 (Green) was the only “in person” tabulator, and it handled both early in-person and election day in-person ballots.

Tabulators 2, 3, and 4 (at bottom) were for mail-in ballots.

This graph shows the Trump to Biden ratio cumulatively throughout the early and mail-in periods.

# UTAH ELECTION ANALYSIS

## Mesa County, Colorado 2020 Election



Almost like magic, the very different tabulator counts combine to show a very “regular”, almost linear chart.

The same pattern has been observed in over a dozen counties in ten states.

The pattern is observed no matter the relative percent of mail-in ballots.

# UTAH ELECTION ANALYSIS

## Mesa County, Colorado 2020 Election

About 25,000 of the 90,000 total ballots in the November 2020 General election in Mesa County were found to be manipulated and cannot be verified. This manipulation, triggered by an outside source, is undeniable.

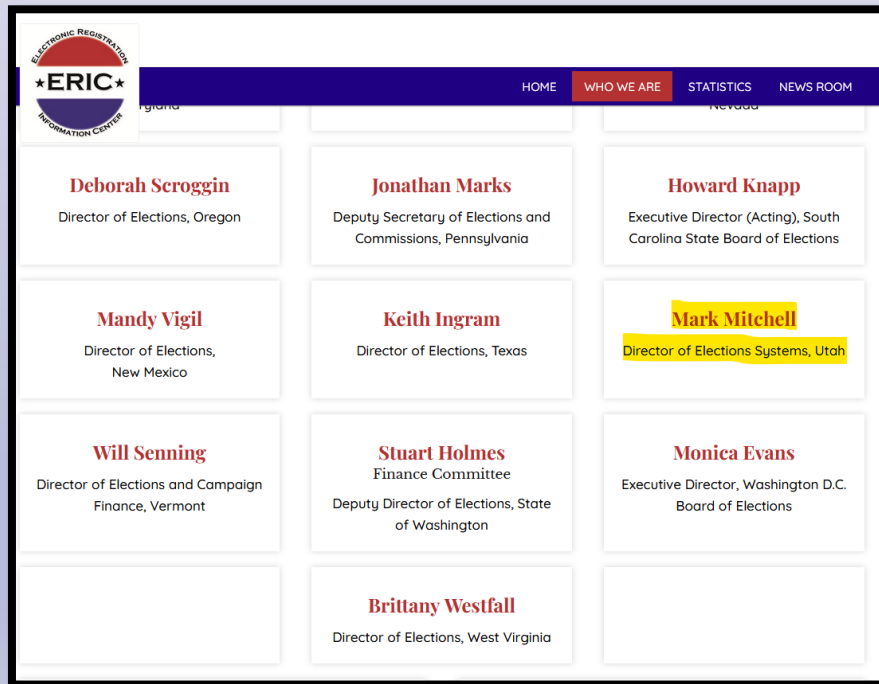
The same methods were used to manipulate over 8,000 ballots in the 2021 Grand Rapids Municipal election. The “margin of uncertainty” caused by these votes are more than double the winning margin in all four of their city council races. All of these races had nearly unknown Democrat candidates apparently defeating popular Republican candidates.

These manipulations can only be detected by examining the election databases.

# UTAH ELECTION ANALYSIS

Utah's use of a third party, partisan-funded registration consortium opens the state up to risk

Utah participates in ERIC (Electronic Registration Information Center).



ERIC has been controversial because of recent reports of security and confidentiality issues.

Kyle Ardoin, the Secretary of State of Louisiana, has cancelled Louisiana's contract with ERIC because of significant evidence of questionable funding and that partisan individuals may have had network access to data that could have been used inappropriately.

Other states are considering discontinuation of their contracts with ERIC.

# UTAH ELECTION ANALYSIS

Although an audit of all Utah counties is needed to assure that the 2020 Election was executed fairly, a data examination can focus future effort and resources

**Complete voter rolls and histories** can be used to confirm or deny the existence of “phantom voters” in the system. The roll must be the one which was active during the 2020 Election and the history must include all voters who voted in the 2020 Election. Any privacy concerns can be solved through an agreement by the examining party not to publicly disclose any personal voter information.

**Complete Cast Vote Records** from the ES&S systems of all counties showing all ballots received and the votes on that ballot will confirm or deny many types of artificial manipulation of the votes.

All of this information should be available pursuant to the Federal Election Retention Requirements.

This initial analysis can be performed with very little cost to the county.

# UTAH ELECTION ANALYSIS

## THE PATH TO FAIR ELECTIONS

The 2020 election exposed numerous vulnerabilities that will be used in future elections if drastic changes are not enacted nationwide.

1. Require modern data “best practices” for all voter registration databases.
2. Eliminate third party or centralized registration processes.
3. State issued ID required for registration. All states supply free ID upon request and validation
4. Eliminate mail-in ballots. Allow absentee ballots only with proof of need.
5. Universal use of paper ballots, with modern security measures and unique numbers (like bank checks)
6. All ballots hand counted at precinct-level, totals delivered to County via secure couriers
7. Voting limited to two consecutive days, the traditional Tuesday and the previous or next day
8. The two-day election period must be state and federal holidays

# WHY IS UTAH FIGHTING AGAINST ELECTION INTEGRITY?

Depending upon the poll, between 40% and 60% of Americans believe there was fraud in the 2020 Election. Analysis shows that this number is increasing over time.

This is a higher percentage than the number of American Colonists who supported rebelling against England.

Those who we entrust with our elections have a duty to restore confidence in our elections.